

**Product Features**

- High tin low calcium alloy grids designed to resist corrosion;
- Patent multi-layer polarity sealing structure, safety and reliable leakage-proof performance
- Patent composite grid structure and plate of high humidity and high temperature curing process which prolong life;
- High purity row and auxiliary materials, low self discharge

**Application**

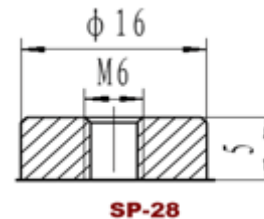
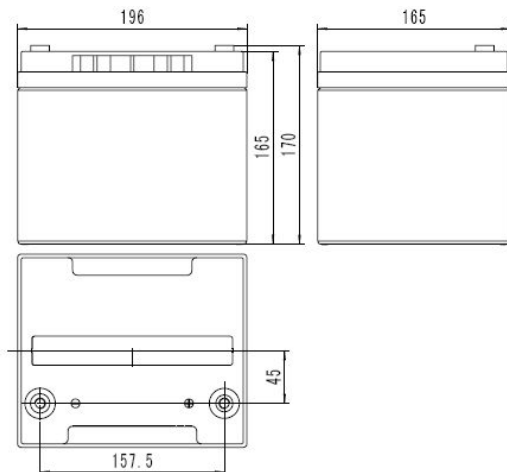
- UPS/EPS
- Emergency lighting
- Communication equipment;
- Renewable Energy
- Power tool
- Universal

**Compliant Standards**

- GB/T 19639.1-2005;
- IEC 61056-1/2: 2002
- JIS C8702-1/2: 2009;
- Passed ISO9001、ISO14001、OHSAS18001、UL and CE certificates
- Eurobat guide;

**Safety**

- installation compliant with:EN50272-2

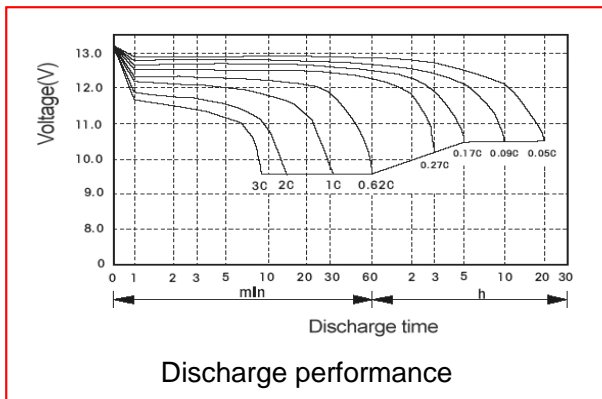
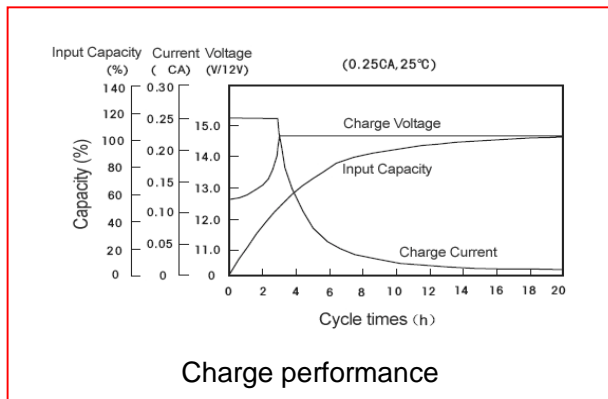
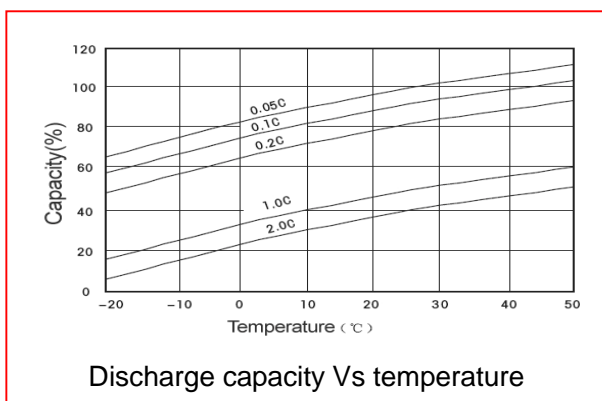
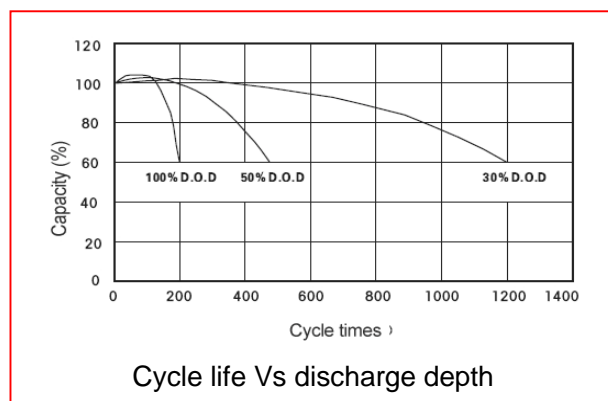


Battery Model	SP12-42			
Designed Life	10 Years			
Capacity(25°C)	20HR(2.1A,1.75V)	10HR(3.91A,1.75V)	5HR(7.14A,1.75V)	1HR(25.2A,1.70V)
	42AH	39.1AH	35.7AH	25.2AH
Dimensions	Length	Width	Height	Total Height
	196mm	165mm	165mm	170mm
Approx. Weight	12.9kg			
Internal Resistance	8.5mΩ			
Max Discharge Current	630A(5 Sec.)			
Self Discharge	≤2% per months (25°C)			
Charge Voltage(25°C)	Cycle use		Float use	
	14.7V(-24mV/°C), max charge current:12.6A		13.62V(-18mV/°C)	

**Discharge parameter:**

Constant current discharge data (25°C, A)													
End voltage (V/cell)	5min	10min	15min	20min	30min	45min	1h	1.5h	2h	3h	5h	10h	20h
1.60	143.8	94.50	73.20	57.35	44.76	35.00	27.20	21.37	16.00	11.50	7.360	4.150	2.270
1.65	138.6	91.30	70.09	54.71	42.74	33.60	26.19	20.50	15.39	11.13	7.290	4.080	2.230
1.70	135.2	89.10	67.29	52.61	41.26	32.40	25.20	19.82	15.00	10.77	7.200	4.000	2.170
1.75	130.1	85.40	64.58	50.35	39.55	30.85	23.86	18.80	14.53	10.41	7.140	3.910	2.100
1.80	122.2	81.67	61.86	48.57	38.23	29.30	22.54	18.00	13.83	10.02	6.960	3.800	2.050

Constant power discharge data (25°C, W/cell)													
End voltage	5min	10min	15min	20min	30min	45min	1h	1.5h	2h	3h	5h	10h	20h
1.60	264.0	185.0	144.0	117.6	93.10	73.30	57.70	45.80	34.22	25.50	16.80	8.940	4.780
1.65	258.0	178.0	139.0	113.3	90.80	70.80	55.20	44.00	33.60	24.90	16.40	8.750	4.740
1.70	251.0	172.0	135.0	109.1	87.20	67.30	53.90	42.50	32.83	24.40	16.00	8.560	4.670
1.75	243.0	168.0	130.6	104.9	83.80	65.00	51.40	40.70	32.15	23.90	15.70	8.370	4.540
1.80	234.3	160.0	126.0	100.7	80.00	62.30	49.30	38.92	31.59	23.40	15.40	8.150	4.410

**Performance Curve:**

**Discharge performance**

**Charge performance**

**Discharge capacity Vs temperature**

**Cycle life Vs discharge depth**