

Product Features

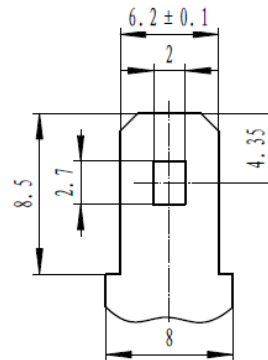
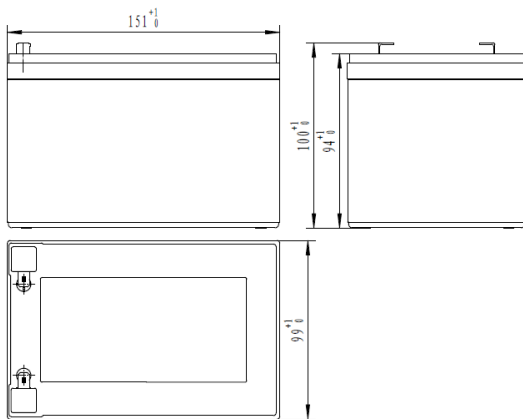
- Pb-Ca-Sn multi-components alloy .
- High purity electrolysis lead,high density lead paste,special long effective additive .
- High adsorptive performance AGM separator.
- Excellent cycle life and recoverage performance from over-discharged state.
- Excellent large current discharge performance, there is obvious advantage in start-up and climbing slope stage.
- Good large current discharge performance, good low temperature endurance and shock endurance.
- Maintenance free, there is no need to add water during operation.

Application

- Electricity powered bicycle
- Electricity powered motorcycle
- Electricity powered scooters
- Electricity powered toys cart

Compliant Standards

- ☒ GB/T 22199.1-2008
- ☒ GB/T 23636-2009
- ☒ GB/T 18332.1-2009
- ☒ Passed ISO9001:2000 、 ISO14001 、 OHSAS18001、 UL、 CE certificate



Battery Model	6-DZM-12F			
Designed Life	650 times (70%DOD)			
Capacity(25℃)	20HR(0.71A,1.75V)	10HR(1.4A,1.75V)	5HR(2.7A,1.75V)	1HR(10.7A,1.75V)
	14.2Ah	14AH	13.5AH	10.7AH
Dimensions	Length	Width	Height	Total Height
	151mm	100mm	98mm	103mm
Approx. Weight	4.45kg			
Internal Resistance	10.5mΩ			
Maximum Discharge Current	120A(10 Sec.)			
Self Discharge	≤3% per months (25℃)			
Charge Voltage(25℃)	Cycle use		Float use	
	14.7V(-18mV/℃), max charge current:1.8A		14.1V(-18mV/℃)	

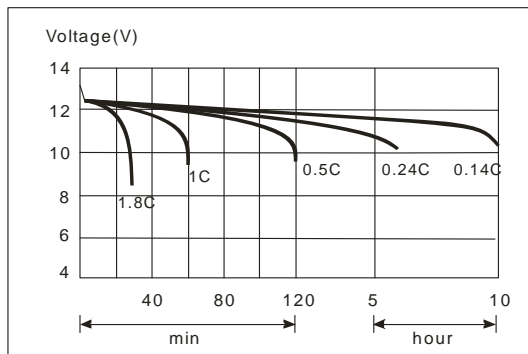
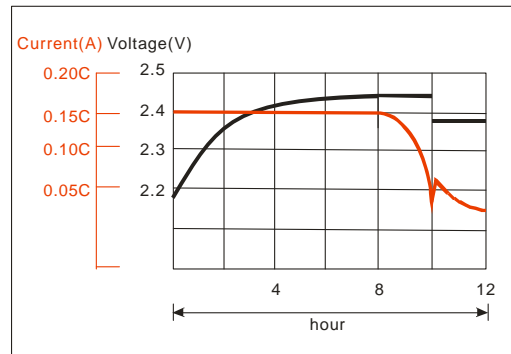
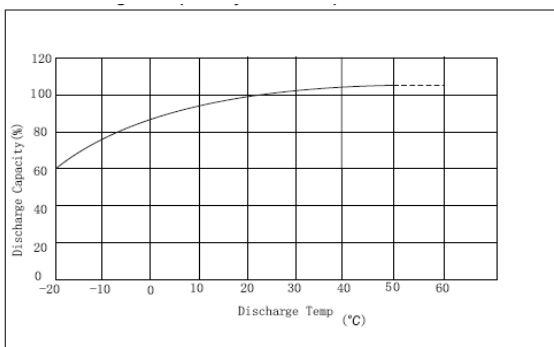
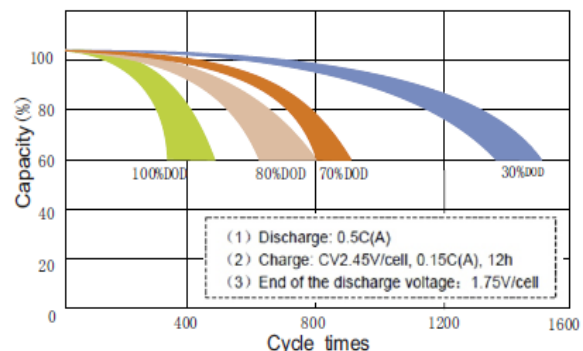
Discharge parameter:

Constant current discharge data (25°C, A)											
End voltage (V/cell)	10min	20min	30min	45min	60min	90min	2h	3h	5h	10h	20h
1.60	39.50	24.60	18.00	13.42	10.92	7.925	6.080	4.380	2.730	1.430	0.725
1.65	39.00	24.40	17.90	13.36	10.87	7.909	6.060	4.370	2.720	1.420	0.720
1.70	38.50	24.30	17.80	13.31	10.83	7.886	6.040	4.360	2.710	1.410	0.715
1.75	38.10	23.80	17.50	13.13	10.73	7.813	6.000	4.330	2.700	1.400	0.710

Constant power discharge data (25°C, W/cell)											
End voltage (V/cell)	10min	20min	30min	45min	60min	90min	2h	3h	5h	10h	20h
1.60	73.50	47.30	34.90	26.04	21.32	15.63	12.18	8.780	5.743	3.200	1.664
1.65	72.90	46.60	34.70	25.99	21.29	15.61	12.11	8.760	5.733	3.150	1.661
1.70	72.20	46.40	34.60	25.96	21.27	15.59	12.10	8.753	5.713	3.100	1.658
1.75	71.50	45.50	34.10	25.66	21.10	15.49	12.08	8.747	5.706	3.099	1.643

All data on the spec. sheet is an average value:

The tolerance range: $X < 6\text{min}$ (+15%~-15%), $6\text{min} \leq X < 10\text{min}$ (+12%~-12%), $10\text{min} \leq X < 60\text{min}$ (+8%~-8%), $X \geq 60\text{min}$ (+5%~-5%)

Performance Curve :

Discharge performance

Charge performance

Discharge capacity Vs temperature

Cycle life Vs discharge depth